

Lifex-P

- Complete with high efficiency LED strip lights
- Low consumption
- Compact size
- Easy to install
- Zone 1, 2, 21, 22
- 5 years warranty
- IK09



Patent Pending




*Screws, bolts and nuts:
Stainless steel*


Fastening brackets

Low installation costs

Battery charge level
LED



Electrical part removable thanks to the frame inserted on special rails



Easy wiring

Polyamide cable gland

LifEx-P series Linear LED lighting fixtures - plastic material

The LifEx-P series lighting fixtures are characterised by an impact (IK09) and UV-resistant polycarbonate and GRP body with a transparent part for light transmission.









Thanks to a carefully designed architecture which aims to manage the full product lifecycle optimally as part of a circular economy, and maximize the service life, LifEx-P is a small, lightweight, easy-to-install yet robust and highly corrosion-resistant lighting fixture.

An innovative bracket mechanism, with no fixed interaxis spacing limitations, makes them easy to install or retrofit. Available in different lengths and with a wide range of voltage and power features, the LifEx-P series is optimally designed and certified for the area of installation.

Versions with emergency operation can be accessorized with battery boxes to facilitate maintenance and/or battery replacement, or with special batteries for applications with ambient temperatures down to -60°C.

The use of high-power LED strips provides lumen output ranging from 1,500 lm to 12,500 lm with high efficiency and guaranteed durability.

Sectors of application:

							
Offshore facilities	Agribusiness facilities	Onshore facilities	Low temp. environments	Distillation industries	Stair handrails	Perimeter zone lighting	100% produced by Cortem


CERTIFICATE DATA

Classification:	Group II	Category 2GD/3G	
Installation: EN 60079.14	zone 1, 2, 21, 22 <i>LifEx-PE</i>	zone 2, 21, 22 <i>LifEx-PN</i>	
Marking:	CE 0722 Ex II 2GD - Ex db eb mb IIC T.. Gb - Ex tb IIIC T..°C Db - IP66		<i>LifEx-PE</i>
	CE Ex II 3G - Ex ec IIC T.. Gc CE 0722 Ex II 2D - Ex tb IIIC T..°C Db - IP66		<i>LifEx-PN</i>
Certificate:	ATEX CML 21 ATEX 31405X	<i>LifEx-PE</i>	
	ATEX CML 21 ATEX 31406X ATEX CML 21 ATEX 31405X	<i>LifEx-PN</i>	
	IEC Ex IECEX CML 21.0168X	For all IEC Ex and UKEX certificate data, download the certificate from www.cortemgroup.com	
	UKEX AVAILABLE		
Standards:	CENELEC EN60079-0: 2018, EN60079-1: 2014, EN60079-7: 2015/2018, EN60079-18: 2015/2017, EN60079-31: 2014 and EUROPEAN DIRECTIVE 2014/34/EU IEC60079-0: 2017, IEC60079-1: 2014, IEC60079-18: 2014/2017, IEC60079-31: 2013, IEC60079-7: 2015 European Directive 2004/108 Electromagnetic compatibility European Directive 2012/19/UE, 2002/96/CE, 2003/108/CE RAEE European Directive 2011/65/UE RoHS		
Temperature class:	For all permitted ambient temperature classes, please see the "Selection tables"		
Temp. Temperature:	-60°C for models without a battery -20°C or -60°C* for versions with a internal battery		For all permitted ambient temperature ranges, please see the "Selection tables"
Degree of protection:	IP66		



* Emergency lighting fixture with special battery for -60°C

LifEx-P series Linear LED lighting fixtures - plastic material



NO PHOTOBIOLOGICAL
RISK
(IEC / EN 62471
STANDARD)



ORIGINAL PRODUCT

MECHANICAL FEATURES

Body:	Gray shock and UV resistant fibreglass reinforced anti-static polyester resin and polycarbonate, impact resistant IK09. Gray colors RAL 7015 and 7045
Transparent part:	Transparent polycarbonate UV and impact resistant IK09
Gaskets:	Acid and hydrocarbon resistant silicone, IPX9
Internal frame:	Aluminium extrusion
Screws:	Stainless steel
Entry points:	Max. 4 entry points Ø25.5. Standard version with 2 holes Ø20.5 side (1) complete with 1 NAVP20IXE and 1 PLG11LXE7. For other versions the plugs and cable glands are available upon request
Assembly:	Fastening brackets for M8 holes

ELECTRICAL FEATURES

Power unit:	Electronic
Rated voltage:	110-277 V AC (for details, see the Selection table)
Rated frequency:	50/60 Hz
Connection:	Directly to the terminal board L, N, Pe cross sec. max. 4 mm ² jumpered terminal board suitable for in-out, from a single side
Emergency unit:	Electronic inverter 110/277 V AC 50/60 Hz, 110/270 Vdc. Batteries Ni/Mh, 1.8 Ah or 3 Ah, 6V Battery charge indicated by the green LED
Cabling:	Rigid cables for high temperatures


ACCESSORIES UPON REQUEST / SPECIAL REQUESTS

- Coloured LED strip lights
- Emergency lighting fixture with battery box to facilitate battery maintenance/replacement operations (example code: LifEx-PE-1230N-AE)
- Emergency lighting fixture with battery heater (internal component) for ambient temperatures of -60°C, supplied voltage 230Vac. (example code: LifEx-PE-1230NH)
- Wiring connection (example code: LifEx-PE-1230-AAT)
- Driver multirange
- Cable gland
- Plugs
- Earthing continuity plates for metal cable glands (In the case of one cable glands, the earthing ring is required, code: A1311IB for cablegland M20, A2312IB for cablegland M25)

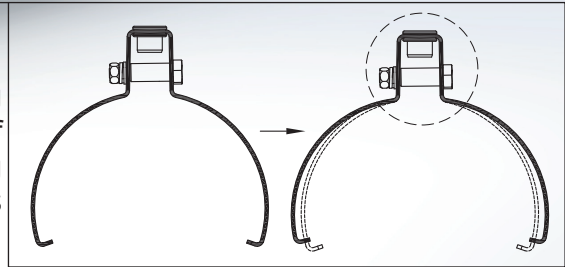
LifEx-P series Linear LED lighting fixtures - plastic material

LifEx-P series lighting fixtures are available in two different configurations for different applications, **LifEx-PE** and **LifEx-PN**

Mobile trolley with removable connection terminal block



Quick fastening system of supporting clamps



LifEx-PE

The "PE" versions are designed for use in ATEX zones classified as "Zone 1-2" and "Zone 21-22," i.e. where the installed equipment must provide a high level of protection both in the presence of gas, vapour and mist mixtures (Zone 1) and in the presence of combustible dust and particles (Zone 21). LifEx-PE has Equipment Protection Level Gb, Db

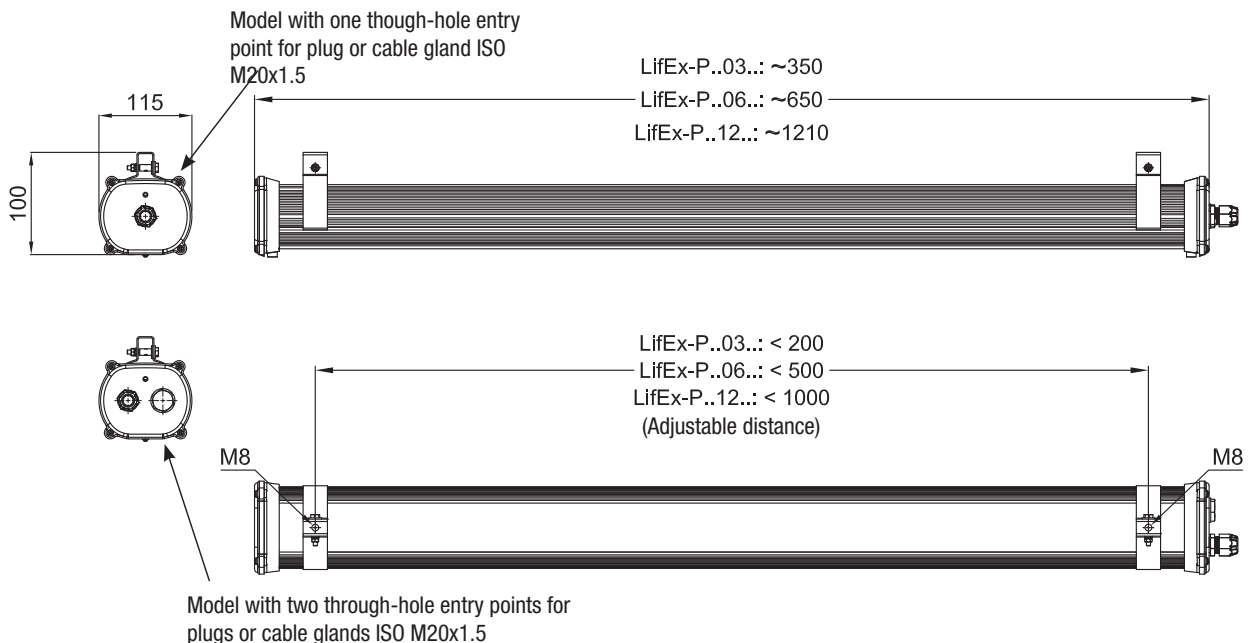
This safety feature is ensured by a combination of Ex db eb mb protection modes for gases and Ex tb for dust.

LifEx-PN

The "PN" versions are designed for use in ATEX zones classified as "Zone 2" and "Zone 21-22", i.e. where installed equipment must provide a normal level of protection in the presence of gas, vapour and mist mixtures (Zone 2), and a high level of protection against combustible dust and particles (Zone 21). LifEx-PN has Equipment Protection Level Gc, Db

This safety feature is ensured by Ex ec protection modes for gases and Ex tb for dust.

DIMENSIONAL DRAWING



LifEx-P series Linear LED lighting fixtures - plastic material

Selection table.

Temperature classes and maximum surface temperatures.

Normal operation												
Code	Real power Watt	Rated power Watt	Supply voltage Volt	Temperature class / Maximum surface temperature				Lumen lm	Light intensity cd	Overall efficiency Lm/W	Weight kg	mm
				+40°C	+50°C	+55°C	+60°C					
LifEx-PE-0315	13,4	15	220-240 Vac	T53°C/T5	T63°C/T5	T68°C/T4	T73°C/T4	1586	642	119	2,2	550x115x165
LifEx-PE-0330	26,5	30	220-240 Vac	T53°C/T5	T63°C/T5	T68°C/T4	T73°C/T4	2957	1196	111	2,2	550x115x165
LifEx-PE-0615	13,3	15	220-240 Vac	T57°C/T6	T67°C/T5	T72°C/T5	T77°C/T4	1637	659	123	2,5	860x115x165
LifEx-PE-0630	29,3	30	110-277 Vac	T57°C/T6	T67°C/T5	T72°C/T5	T77°C/T4	3220	1297	110	2,8	860x115x165
LifEx-PE-0645	42,9	45	220-240 Vac	T57°C/T6	T67°C/T5	-	-	5037	2022	118	2,8	860x115x165
LifEx-PE-0660	54,1	60	220-240 Vac	T57°C/T6	T67°C/T5	-	-	6548	2625	121	2,8	860x115x165
LifEx-PE-1230	27,8	30	110-277 Vac	T55°C/T6	T65°C/T5	T70°C/T5	T75°C/T5	3091	1247	111	4,3	1415x115x165
LifEx-PE-1260	54,8	60	220-240 Vac	T55°C/T6	T65°C/T5	T70°C/T5	T75°C/T5	6390	2584	117	4,3	1415x115x165
LifEx-PE-1290	78,4	90	120-277 Vac	T55°C/T6	T65°C/T5	-	-	9503	3818	121	4,3	1415x115x165
LifEx-PE-12120	101,4	120	220-277 Vac	T55°C/T6	T65°C/T5	-	-	12449	4994	123	4,3	1415x115x165

Normal operation + emergency										
Code	Real power Watt	Rated power Watt	Supply voltage Volt	Temperature class / Maximum surface temperature			Lumen lm **	Discharge time in minutes	Weight kg	mm
				+40°C	+50°C	+60°C				
LifEx-PE-0615N	13,3	15	220-240 Vac	T57°C/T6	T67°C/T5	T77°C/T4	927	90	3,4	860x115x165
LifEx-PE-0630N	29,3	30	220-240 Vac	T57°C/T6	T67°C/T5	T77°C/T4	945	90	3,4	860x115x165
LifEx-PE-1230N*	27,8	30	110-277 Vac	T55°C/T6	T65°C/T5	T75°C/T5	954	180	5,2	1415x115x165
LifEx-PE-1260N*	54,8	60	220-240 Vac	T55°C/T6	T65°C/T5	T75°C/T5	869	180	5,2	1415x115x165

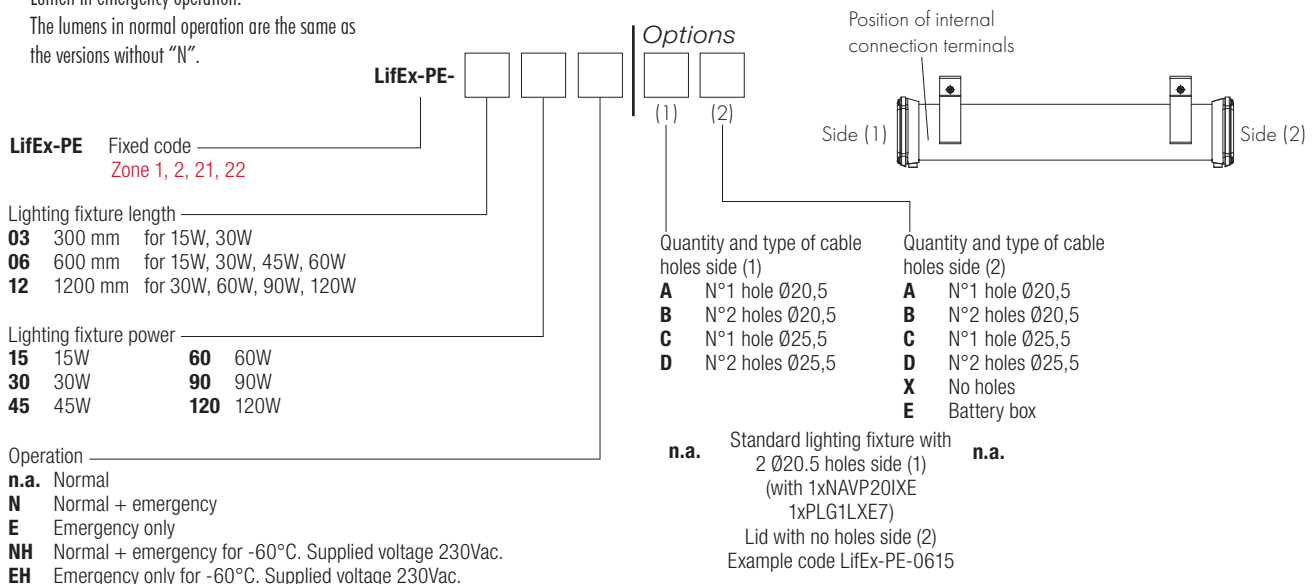
Emergency operation only								
Code	Supply voltage Volt	Temperature class / Maximum surface temperature			Lumen lm	Discharge time in minutes	Weight kg	mm
		+40°C	+50°C	+60°C				
LifEx-PE-0615E*	110-277 Vac	T57°C/T6	T67°C/T5	T77°C/T4	1027	90	3,0	860x115x165
LifEx-PE-1230E*	110-277 Vac	T55°C/T6	T65°C/T5	T75°C/T5	1013	90	4,4	1415x115x165

* Models with emergency feature available -60°C

** Lumen in emergency operation.

The lumens in normal operation are the same as the versions without "N".

ORDER CODE LOGIC



LifEx-P series Linear LED lighting fixtures - plastic material

Selection table.

Temperature classes and maximum surface temperatures.

Normal operation												
Code	Real power Watt	Rated power Watt	Supply voltage Volt	Maximum surface temperature				Lumen lm	Light intensity cd	Overall efficiency Lm/W	Weight kg	mm
				+40°C	+50°C	+55°C	+60°C					
LifEx-PN-0615	13,3	15	220-240 Vac	T47°C/T6	T57°C/T6	T62°C/T5	T67°C/T5	1790	703	134	2,2	860x115x165
LifEx-PN-0630	29,3	30	220-240 Vac	T47°C/T6	T57°C/T6	T62°C/T5	T67°C/T5	3471	1366	118	2,2	860x115x165
LifEx-PN-0645	43,2	45	220-240 Vac	T47°C/T6	T57°C/T6	T62°C/T5	T67°C/T5	5472	2141	127	2,2	860x115x165
LifEx-PN-0660	54,2	60	220-240 Vac	T54°C/T6	T64°C/T6	T62°C/T5	-	7109	2780	131	2,2	860x115x165
LifEx-PN-1230	28,0	30	220-240 Vac	T47°C/T6	T57°C/T6	T62°C/T5	T67°C/T5	3424	1345	122	3,4	1415x115x165
LifEx-PN-1260	54,8	60	220-240 Vac	T47°C/T6	T57°C/T6	T62°C/T5	T67°C/T5	7083	2775	129	3,4	1415x115x165
LifEx-PN-1290	78,4	90	220-240 Vac	T47°C/T6	T57°C/T6	T62°C/T5	-	10390	4074	133	3,4	1415x115x165

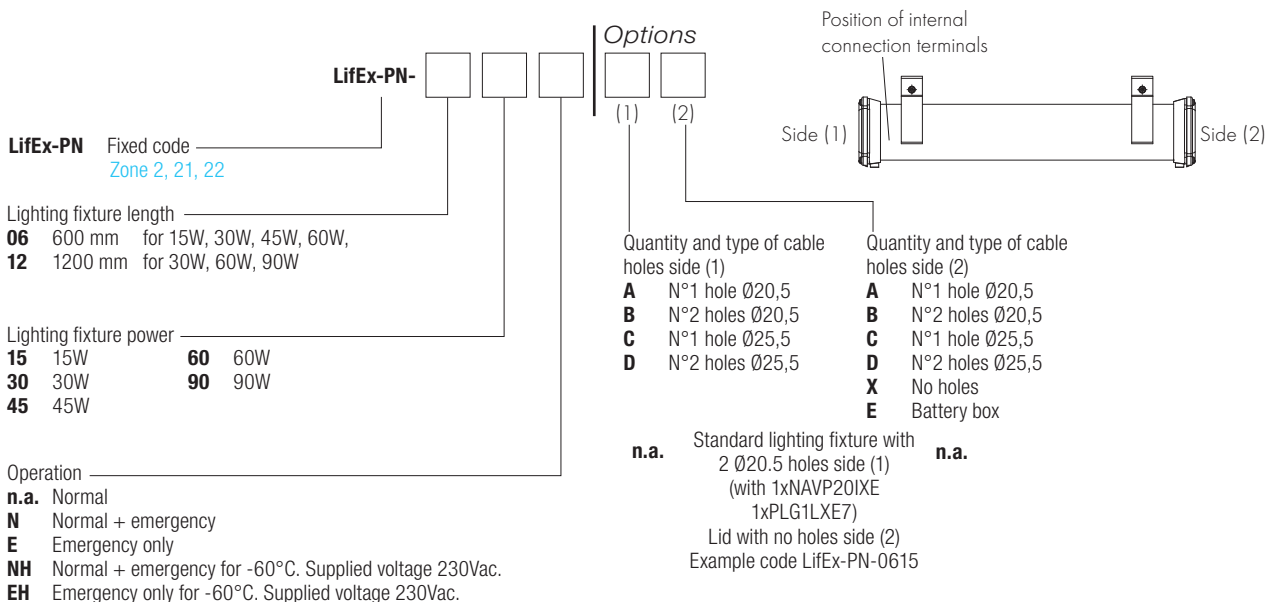
Normal operation + emergency												
Code	Real power Watt	Rated power Watt	Supply voltage Volt	Maximum surface temperature				Lumen lm	Discharge time in minutes	Weight kg	mm	
				+40°C	+50°C	+55°C	+60°C					
LifEx-PN-0615N	13,3	15	220-240 Vac	T47°C/T6	T57°C/T6	T62°C/T5	T67°C/T5	927	90	2,8	860x115x165	
LifEx-PN-0630N	29,3	30	220-240 Vac	T47°C/T6	T57°C/T6	T62°C/T5	T67°C/T5	945	90	2,8	860x115x165	
LifEx-PN-1230N*	28,0	30	220-240 Vac	T47°C/T6	T57°C/T6	T62°C/T5	T67°C/T5	954	180	4,0	1415x115x165	
LifEx-PN-1260N*	54,8	60	220-240 Vac	T47°C/T6	T57°C/T6	T62°C/T5	T67°C/T5	869	180	4,0	1415x115x165	

Emergency operation only										
Code	Supply voltage Volt	Maximum surface temperature				Lumen lm	Discharge time in minutes	Weight kg	mm	
		+40°C	+50°C	+55°C	+60°C					
LifEx-PN-0615E*	110-277 Vac	T47°C/T6	T57°C/T6	T62°C/T5	T67°C/T5	1125	90	2,4	860x115x165	
LifEx-PN-1230E*	110-277 Vac	T47°C/T6	T57°C/T6	T62°C/T5	T67°C/T5	1109	90	3,6	1415x115x165	

* Models with emergency feature available -60°C

** The lumens in normal operation are the same as the versions without "N".

ORDER CODE LOGIC









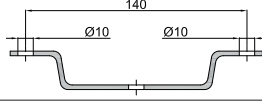


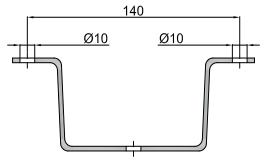


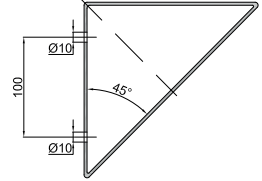


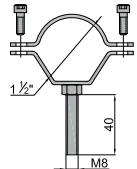






















LifEx-P series Linear LED lighting fixtures - plastic material

Electrical features	LifEx-PE-03..	LifEx-PE-06..	LifEx-PE-12..
Supply voltage:	..15 220-240 V AC	..15 220-240 V AC	..30 110-277 V AC
	..30 220-240 V AC	..30 110-277 V AC	..60 220-240 V AC
	-	..45 220-240 V AC	..90 120-277 V AC
	-	..60 220-240 V AC	..120 220-277 V AC
	-	-	-
Rated frequency:	50-60 Hz ±5%	50-60 Hz ±5%	50-60 Hz ±5%
Lamp real power consumption:	..15 13.4 W	..15 13.3 W	..30 27.8 W
	..30 26.5 W	..30 29.3 W	..60 54.8 W
	-	..45 42.9 W	..90 78.4 W
	-	..60 54.1 W	..120 101.4 W
	-	-	-
Connection:	Cable entry directly to the terminal board L, N, PE. Max. 4sq ^{mm} cross-section, suitable for in-out connections		
Power factor:	..15 0.97	..15 0.97	..30 0.95
	..30 0.99	..30 0.95	..60 0.97
	-	..45 0.98	..90 0.99
	-	..60 0.97	..120 0.99
	-	-	-
Rated current:	..15 60 mA	..15 60 mA	..30 127 mA
	..30 117 mA	..30 134 mA	..60 246 mA
	-	..45 190 mA	..90 344 mA
	-	..60 243 mA	..120 445 mA
	-	-	-
EMC (Electromagnetic Compatibility):	EN 55015, EN 61547, IEC 61000-3-2, IEC 61000-3-3		
THD (Total Harmonic Distortion):	<4% 230 V AC, 50 Hz		
Over-voltage protection:	2 kV	..15 2 kV	4 kV
		..30 4 kV	
		..45 4 kV	
		..60 4 kV	
Driver performance levels:	Over-Voltage Protection, Over-Current Protection, Short-Circuit Protection		
Dimmer (on request):	0-10V PWM		
Photometric features			
Multichip LED:	Mid power		
Viewing angle:	120°		
Colour temperature	5000 K		
CRI:	>80		
Instant Restrike:	YES		
L90:	> 54000 hours		

LifEx-P series Linear LED lighting fixtures - plastic material

Electrical features	LifEx-PN-06..	LifEx-PN-12..
Supply voltage:	..15 220-240 V AC	..30 220-240 V AC
	..30 220-240 V AC	..60 220-240 V AC
	..45 220-240 V AC	..90 220-240 V AC
	..60 220-240 V AC	-
	-	-
Rated frequency:	50-60 Hz ±5%	50-60 Hz ±5%
Lamp real power consumption:	..15 13.3 W	..30 28.0 W
	..30 29.3 W	..60 54.8 W
	..45 43.2 W	..90 78.4 W
	..60 54.2 W	-
	-	-
Connection:	Cable entry directly to the terminal board L, N, PE. Max. 4sq ^{mm} cross-section, suitable for in-out connections	
Power factor:	..15 0.97	..30 0.93
	..30 0.93	..60 0.96
	..45 0.93	..90 0.98
	..60 0.96	-
	-	-
Rated current:	..15 60 mA	..30 131 mA
	..30 137 mA	..60 248 mA
	..45 202 mA	..90 348 mA
	..60 245 mA	-
	-	-
EMC (Electromagnetic Compatibility):	EN 55015, EN 61547, IEC 61000-3-2, IEC 61000-3-3	
THD (Total Harmonic Distortion):	<8% 230 V AC, 50 Hz	
Over-voltage protection:	1 kV	
Driver performance levels:	Over-Voltage Protection, Over-Current Protection, Short-Circuit Protection	
Photometric features		
Multichip LED:	Mid power	
Viewing angle:	120°	
Colour temperature	5000 K	
CRI:	>80	
Instant Restrike:	YES	
L90:	> 54000 hours	


LifEx-P series Linear LED lighting fixtures - plastic material

ILLUSTRATION	DESCRIPTION	MODEL	FEATURES	CODE	KEY
	Rod	Length: 250 mm	Material: stainless steel	BRF8MIN/250	 
	O-type eye bolt		Material: galvanized steel	G0F-8	 
	U-bracket complete with screws		Material bracket: galvanized steel screws: stainless steel	G-0609	 
	V-bracket complete with screws		Material bracket: galvanized steel screws: stainless steel	G-0610	 
	D-bracket complete with screws		Material bracket: galvanized steel screws: stainless steel	G-0611	 
	Bracket type P		Material: galvanized steel	G-0480	 
	Cable gland		For cable gland models and codes, please see www.cortemgroup.com	NAV20IXE	 
	Earthing continuity plates for metal cable glands	For cableglands M20x1.5	Material: brass	B-564	 
		For cableglands M25x1.5		B-564/1	
	Resin electronic power unit	LifEx-PE-0315 LifEx-PE-0615	LED driver Ex mb	EBM-30L/350	
		LifEx-PN-0615 LifEx-PE-0615N		EBM-30L/700	
		LifEx-PE-0330 LifEx-PE-0630N		EBM-100L/350	
		LifEx-PE-0630 LifEx-PE-0645 LifEx-PE-0660 LifEx-PE-12...			
	Electronic power unit	LifEx-PN-..	LED driver Ex ec	LEDDLIFEXN	
		LifEx-PN-0630N		LEDEXEN202CL	
	Fibreglass inverter	LifEx-PE-...N LifEx-PE-...E	Inverter Ex mb	EIM-30L	
	Inverter	LifEx-PN-..	Inverter LED	INVERTER/LED/NM	
	Battery unit	LifEx-P-...E LifEx-P-...06..N	NiMH, 1.8Ah	G-1096/B	
		LifEx-P-...12..N LifEx-P-...1590N	NiMH, 3Ah	G-1097/F	
	Battery box	Duration 180 minutes	3 Ah	G-0697/3AH	
		Duration 90 minutes	1.8 Ah	G-0697/1.8AH	
	Battery for -60°C	Duration 180 minutes	3 Ah	G-0698	

LifEx-P series Linear LED lighting fixtures - plastic material

Emergency lighting fixture with battery box

Version to facilitate battery maintenance/replacement operations.



Versions available with cable entry in SIDE 1 only

Possible codes:


LifEx-P.-AE

LifEx-P.-BE

LifEx-P.-CE

LifEx-P.-DE

Typical assemblies with installation accessories



45° corner mount TYPE "D"



Ceiling mount with 250 mm rod



Ceiling mount, tall model TYPE "U"



Mount with metal clamps 1 1/2" TYPE "P"

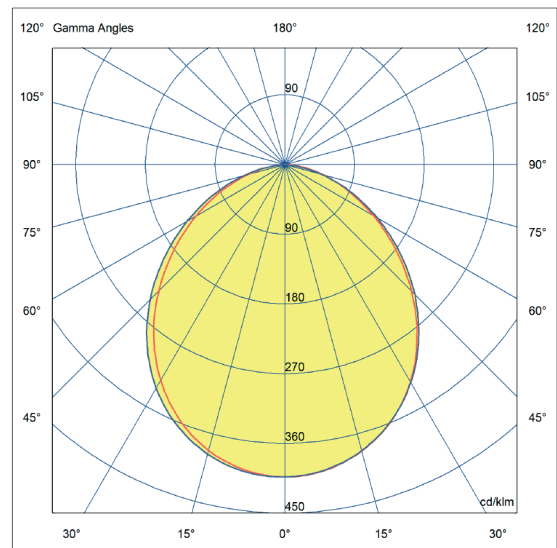


Ceiling mount, tall model TYPE "V"



Suspended mount with eye bolt TYPE "O"

LIFEX-PE-1230 Luminous flux 3091 lm



The lighting solution files for the design, planning and simulation of lighting levels in 2D-3D, rendering and ray-tracing are available from www.cortemgroup.com.

— = level 90270

— = level 0180